

Introduction to the Adult Education Learning Platform from a MOBILE Phone


Part 1: Accessing ADOBE ACROBAT to Complete PDF Worksheets

Welcome to our Virtual Learning Environment (VLE).

Here you will be able to see course material, access worksheets and practice papers.

You can access the VLE via a computer, phone or tablet. The internet address is <https://cheshireadultlearning.org/learningplatform>

On a mobile phone go to the App Store or Google Play. Search for Moodle and download and open the app. This app is free and looks like this:-



Once you have opened the app you need to input our learning platform site details. They are cheshireadultlearning.org/learningplatform

You will only need to do this the first time you access the learning platform on your mobile. Once the app is on your phone, it will remember your details.

Introduction to the Adult Education Learning Platform from a MOBILE Phone

Part 1: Accessing ADOBE ACROBAT to Complete PDF Worksheets



Your site

Cheshireadultlearning.org/learningplatform

Please select your site:



Connect to your site

Cheshireadultlearning.org/learningplatfo... >

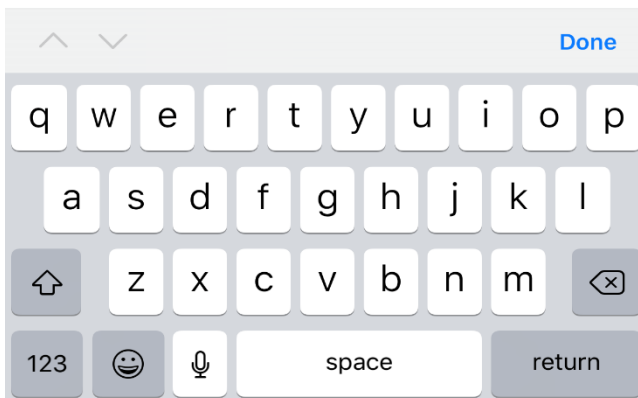
[Need help?](#)



Type this here



Click here to
connect to the
site



Introduction to the Adult Education Learning Platform from a MOBILE Phone

Part 1: Accessing ADOBE ACROBAT to Complete PDF Worksheets



Cheshire West & Chester Council - Adult Education Learning Platform

<https://cheshireadultlearning.org/learningplatform>

Username

Password



[Forgotten your username or password?](#)

You need to input your username and password here. Your tutor will have told you what this is.

Username is your first name _ surname (lowercase letters)

If this is the first time you have logged in, you will be asked to change your password.

You will then see a list of course categories.

Family Maths Course

The family maths course is in the Family learning Course Category



Introduction to the Adult Education Learning Platform from a MOBILE Phone

Part 1: Accessing ADOBE ACROBAT to Complete PDF Worksheets

You will have been told who your course tutor is – select their name from the list

Cheshire West and Chester Adult Education Learning Platform

Home My Courses

Courses > Skills for Families, Life and Work

Course categories: Skills for Families, Life and Work

Search Courses Go

▸ Tutor - NINA

▸ Tutor - EMMA

Introduction and Paperwork

Teacher: Emma Cawley

Teacher: Bethan Colburn

Teacher: Nina H

Choose Family Maths

Family Maths

Introduction to the Adult Education Learning Platform from a MOBILE Phone

Part 1: Accessing ADOBE ACROBAT to Complete PDF Worksheets

Every week you will be given worksheets to complete. These worksheets are in a PDF format. This means that to complete them online you need to open an ADOBE ACROBAT programme. You will only need to do this once and then you will be able to access all the worksheets throughout the course.

On a mobile phone you can open ADOBE ACROBAT Reader from the App Store or Google Play. These apps are free (Avoid any that ask for payment).

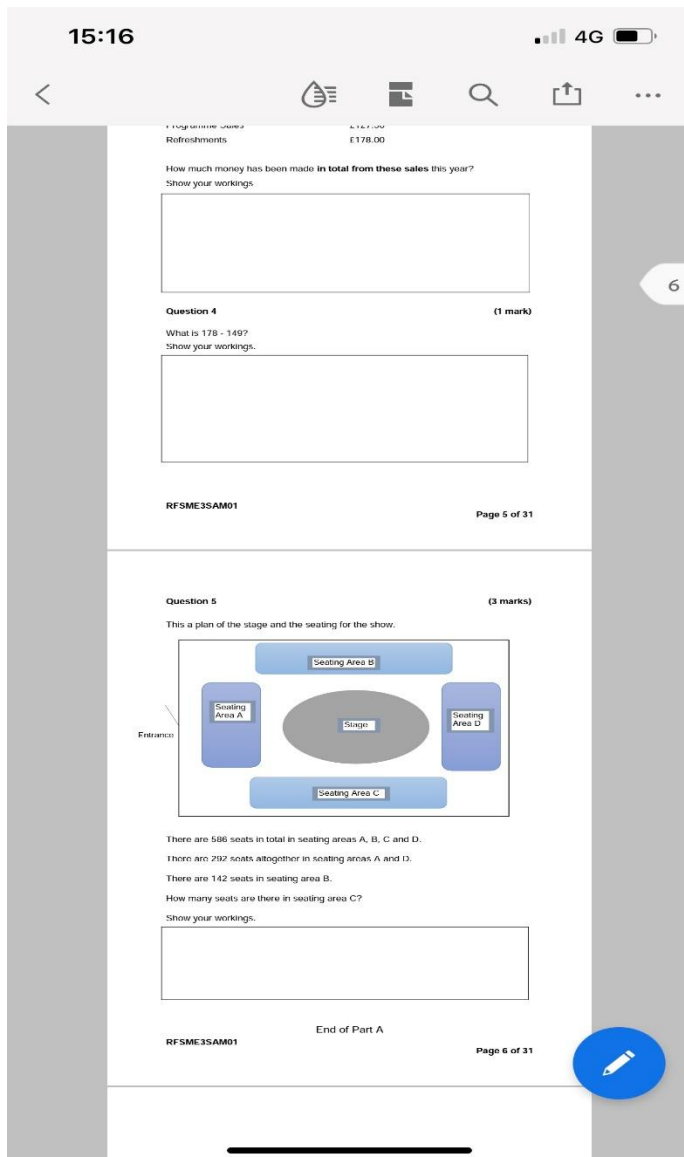


Every phone is different, and these screenshots might differ from what you see on your mobile phone screen. The options and symbols should remain the same on all devices, so look for these on your screen.

Introduction to the Adult Education Learning Platform from a MOBILE Phone

Part 1: Accessing ADOBE ACROBAT to Complete PDF Worksheets

Once this has downloaded, you will be able to open a worksheet and select a 'FILL & SIGN' option. This will let you type your answers on the sheet.


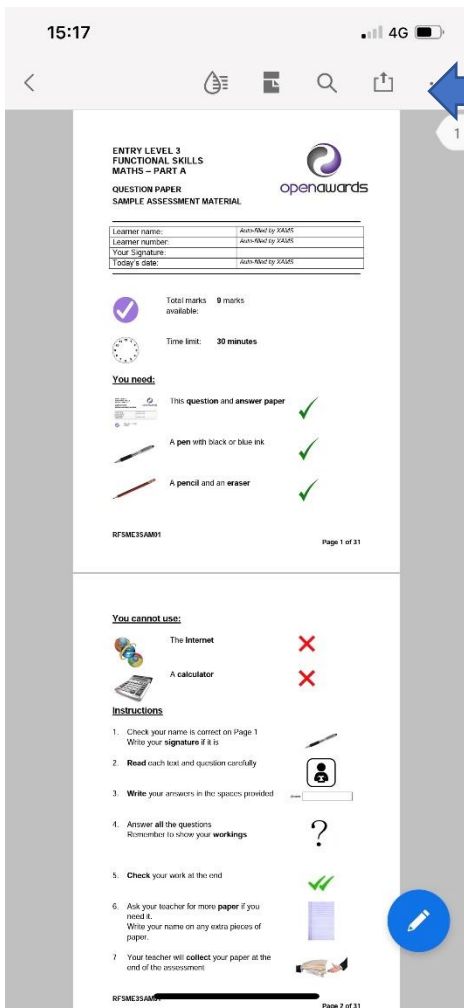


Select the pencil to enable you to complete the worksheet

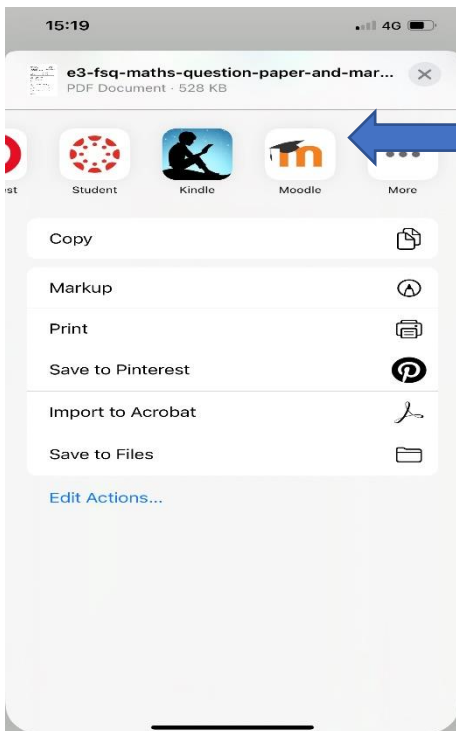
You must save your worksheet, usually on your mobile there will be an option to save to a cloud or your documents on your phone. Adobe will store completed documents ready for you to share.

Introduction to the Adult Education Learning Platform from a MOBILE Phone

Part 1: Accessing ADOBE ACROBAT to Complete PDF Worksheets



This symbol allows you to share or save your document.



Your phone will ask you where you want to share your document. Scroll across all your apps until you see MOODLE. Click on moodle to save it as a personal document.